

EYFS RWI Phonics

Warstones Primary



Our aim to day.....



- Introduce the way we teach phonics, reading and writing in school, particularly in Early Years.
- Share strategies to support your child at home with phonics .

Our Phonics scheme at Warstones Primary School



- Aim at the end of Reception
- Read storybooks and non-fiction books closely matched to their developing phonic knowledge
- Read with fluency and expression
- Learn to spell using known sounds
- Write confidently by practising what they want to write out loud first
- Work well with a partner
- Aim at the end of Year 1...
- Children are accurate and speedy readers and are ready to move onto our class English lessons

One-to-one tutoring - no child is left behind.

Storybooks align with the sounds learnt in class.

Watch a video clip- 'Understanding phonics from RWI'

What does Read Write Inc look like in the classroom?

Simple Speed Sounds chart

Consonants: stretchy

f	l	m	n	r	s	v	z	sh	th	ng
										nk

Special friends...2 letters that make 1 sound

Consonants: bouncy

b	c	d	g	h	j	p	qu	t	w	x	y	ch
	k											

Vowels: bouncy

a	e	i	o	u	ay	ee	igh	ow
---	---	---	---	---	----	----	-----	----


Vowels: stretchy

Vowels: stretchy

oo	oo	ar	or	air	ir	ou	oy
----	----	----	----	-----	----	----	----

Learning to blend and segment with the sounds we know...

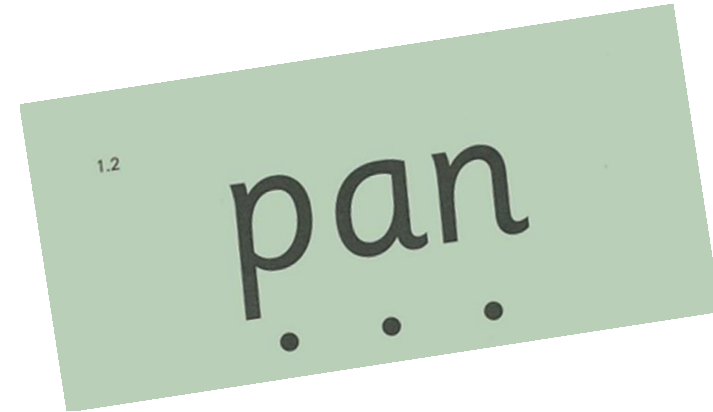
- Assisted blending as soon as the first 5 sounds are learnt!
- Moving towards independent blending.
- Fred Fingers for spelling
- Say the word and pinch on the sounds
- Eyes for reading, fingers for spelling!



Learning to blend and segment with the sounds we know.

Green words – contain all the sounds we know.

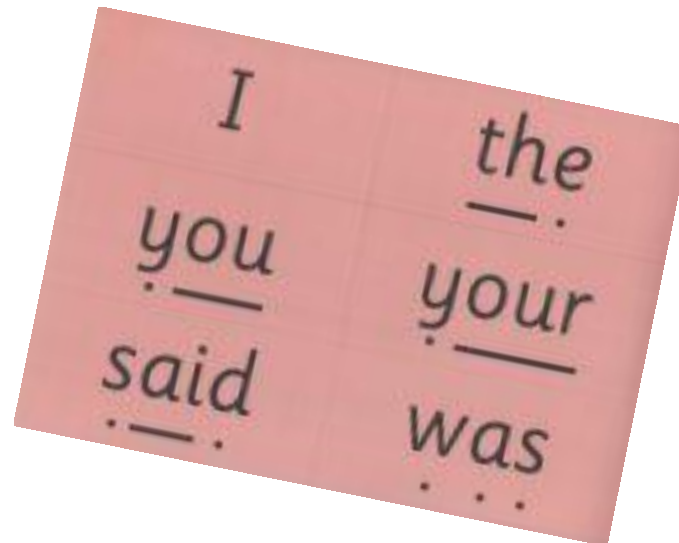
- Fred talk
- Fred in your head
- No Fred talk



Red words

'If it's red it's hard to Fred'

Grotty grapheme!



Reading and writing using RWI phonics

Speed sounds

- 10 minutes
- Recap, learn new
- Word time

Reading

- Storybooks or ditties matched to speed sounds lessons
- 9 reading activities covering all aspects spread across the timetable

Writing

- Get writing books
- 9 writing activities spread across the timetable
- Builds up to compositional writing, covering all genres

Early Years- 30 minutes day, speed sounds and word time.

When children are ready they start Ditty books- 1 hour per day.

RWI techniques...some of the things you may hear about!

• Praise, praise praise...

- Firework!
- Round of applause.

Positivity and passion...

All of us want all of the children to do very well, to enjoy and to achieve!

Participation...no passengers!

- MTYT
- TTYP
- Paired work – lolly sticks

Silent signals...keep the pace!



Assessment and Monitoring

All staff are Read Write Inc trained – differentiated groups across the school

Reading is a daily activity as a whole class. Also in Reception class children read once a week 1 to 1 with a teacher/teaching assistant.

The importance of 3 reads

1-accuracy

2-building fluency

3-expression, reading like a storyteller

Assessment is carried out half termly, any individual concerns are raised.

How to help your child read at home



Reading stories at home

Read favourite stories over and over again

Read some stories at a higher level than they can read themselves.

Listen to them reading their take home Phonics storybooks.

Watch the RWI storytime at home video on their website for hints and tips.

Supporting our reading scheme

It is not a race through levels...there are many skills involved!

Children need to be exposed to words several times before they become fluent and automatic.

We aim for the children to be able to read as storytellers with the appropriate expression, intonation and therefore understanding.

Have fun with Fred Talk!

"What a tidy r-oo-m!"

"Where's your c-oo-t?"

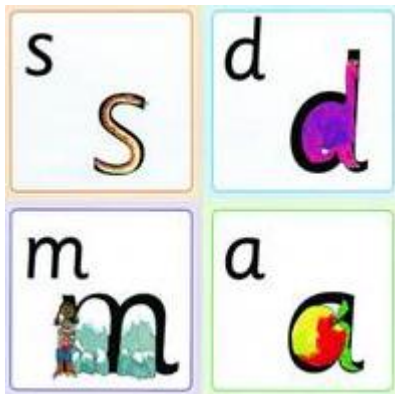
"Time for b-e-d!"



Practise pronouncing the sounds...

Remember no 'fuh' and 'luh'!

Available resources



How to do all these things and more www.ruthmiskintraining.com/parents

Any Questions?

